

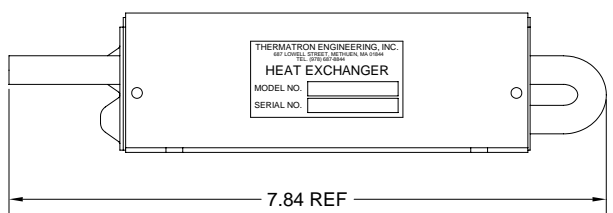
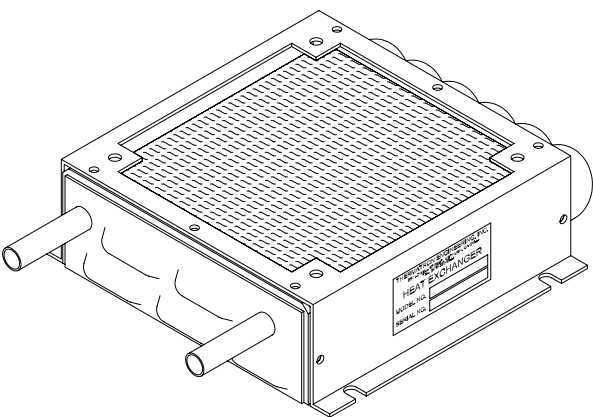
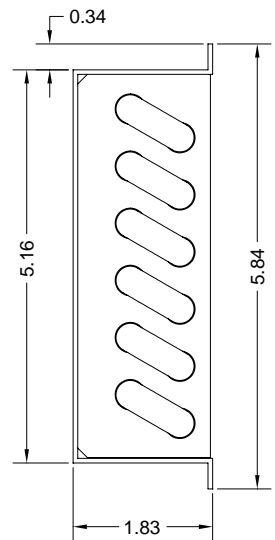
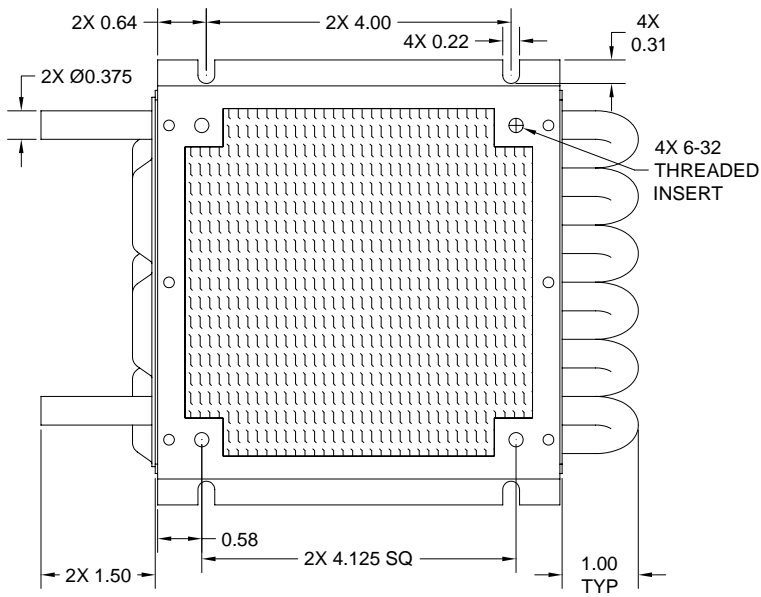
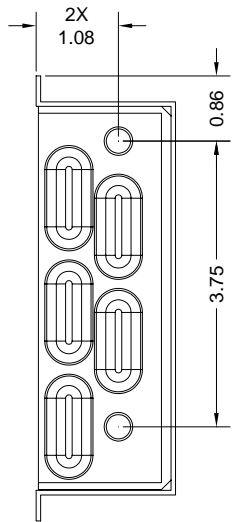
4

3

2

1

REVISIONS				
ZONE	REV	DESCRIPTION	DATE	APPROVED
	A	UPDATED-NO CHANGE	05/15/2000	B. RABBITT



- NOTES:
1. FRAME FINISH GOLD IRRIDITE PER. MIL-C-5441
  2. WELD PER A8381
  3. PRESSURE TEST 150 PSI N2 UNDER WATER
  4. BRIGHTEN FINS PRIOR TO FRAME ASS'Y PER. TEP 101-06
  5. INTERNAL FLUSH AND TUBE TREAT PER. TEP 101-07
  6. APPLY LABEL AS SHOWN , MARK DATE CODE

<b>CONFIDENTIAL INFORMATION</b>	DRAWN BY: U. RABITSKI	DATE: 05/15/2000	<b>THERMATRON ENGINEERING Inc.</b>	
	CHECKED BY: B. RABBITT	DATE: 05/15/2000	687 LOWELL STREET, METHUEN MA 01844 *PHONE: (978)-687-8844 FAX: (978)-687-8844	
	APPROVED BY: B. RABBITT	DATE: 05/15/2000	E-MAIL: INFO@THERMATRONENGL.COM *WWW: WWW.THERMATRONENGL.COM	
	MATERIAL: CU FIN, 316L TUBE		TITLE: HEAT EXCHANGER	
SEE NOTES UNLESS OTHERWISE SPECIFIED DIMENSIONS ARE IN INCHES.	TOLERANCE DECIMALS: .XX ± 0.015 .XXX ± 0.010 ANGLES: ± 1/2		CODE INDET. No. 1GQ06	DRAWING No. 730SLM0
REFERENCE No.	NEXT ASSEMBLY.		THIRD ANGLE PROJECTION	DRAWING SIZE C
			SCALE: 1:1	SHEET: 1 OF 1

4

3

2

1